

1MA26-4560-0SC- □□□

SDR-MDR Cable Assembly

- Supports SONY CCD camera for camera to frame grabber communications.

SONY Camera Part Number

XCL-V500

XCL-X700

XCL-U1000

XCL-U1000C



Physical

Connector Contact Plating

Wiping Area : 30 μ" (0.76 μm) Min. Gold

Overmolded Shell

Color : Black

Material : Polyvinyl Chloride (PVC)

Cable

Color : Black

Jacket Material : Polyvinyl Chloride (PVC)

Flammability : AWM VW-1

Electrical

Voltage Rating : 30V

Current Rating : 0.5A

Insulation Resistance : $> 1 \times 10^8$ ohm at 200Vdc

Withstanding Voltage : AC125 Vrms for 1 minute

Individually Shielded Twisted Pairs

Characteristic Impedance : 100 +/- 10 ohm


Conductor Size : 28 AWG

Skew (within pair) : 50 ps/meter maximum

Skew (Channel skew per chipset) : 50 ps/meter maximum

Environmental

Temperature Rating : 0 to +70

 住友スリーエム株式会社

電気・電子製品事業部

東京支店 担当:日野原 研二 khinohara1@mmm.com

TEL 03-5716-7081 FAX 03-5716-7343

【取り扱い特約店】

国光電業株式会社

担当:橋本 猛

hashimoto@kokko-dengyo.co.jp

TEL 03-5748-0101 FAX 03-5748-7091



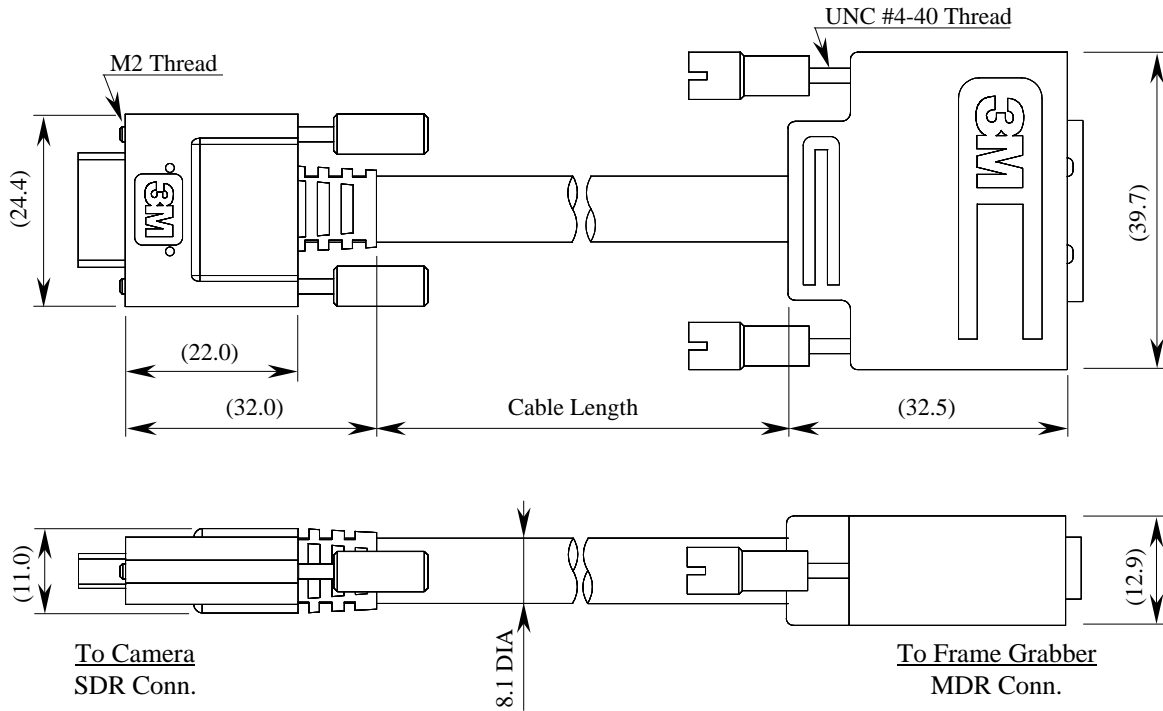
1MA26-4560-0SC- □□□

SDR-MDR Cable Assembly

Ordering Information

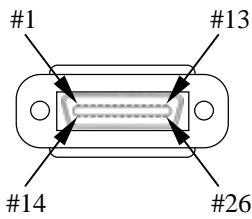
1MA26-4560-0SC- □□□

Cable Length
 200 : 200cm
 500 : 500cm
 A00 : 1000cm

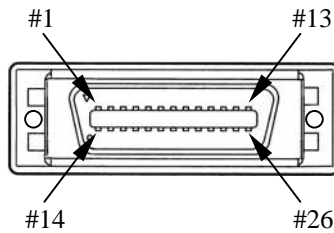


Wiring Diagram

SDR CONN POS.	MDR CONN POS.	
14	13	X0 / X1 GND
2	25	X0-
15	12	X0+
3	24	X1-
16	11	X1+
1	26	X2 / Xclk GND
4	23	X2-
17	10	X2+
5	22	Xclk-
18	9	Xclk+
6	21	X3-
19	8	X3+
7	20	SerTC+
20	7	SerTC-
13	14	X3 / SerTC GND
8	19	SerTFG-
21	6	SerTFG+
9	18	CC1-
22	5	CC1+
10	17	CC2+
23	4	CC2-
11	16	CC3-
24	3	CC3+
12	15	CC4+
25	2	CC4-
26	1	NC



SDR Connector
Pin Position



MDR Connector
Pin Position

